

### 1.4.1 Feedback System

[https://docs.google.com/forms/d/e/1FAIpQLSd7OW5\\_t4kAFNpmi4hF6oLmDDHPiGTjWV9kzPkZqlyXcypoig/viewform?usp=sf\\_link](https://docs.google.com/forms/d/e/1FAIpQLSd7OW5_t4kAFNpmi4hF6oLmDDHPiGTjWV9kzPkZqlyXcypoig/viewform?usp=sf_link)

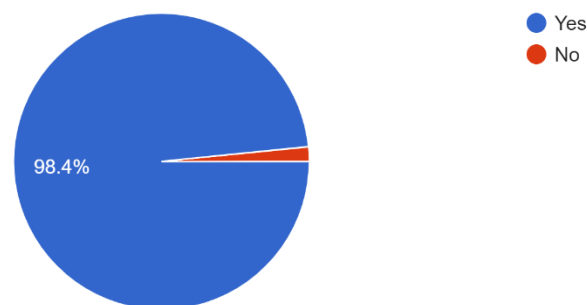
## STUDENT SATISFACTION SURVEY

We believe in taking 360 degree feedback from our stakeholders on teaching learning, curriculum and college administration and other aspects for all courses s. All feedback was analysed using Google Form Response Sheet.

### Feedback Analysis for Student Satisfaction Survey (SSS)

1. Please confirm this is the first and only time you answer this survey.

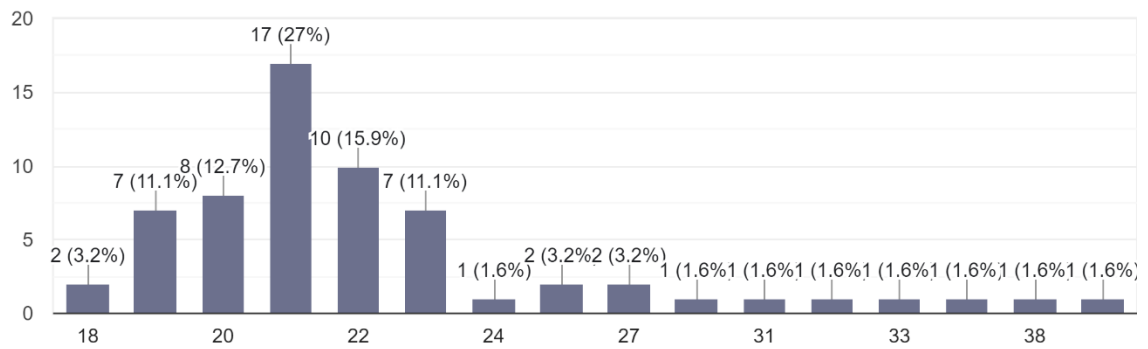
63 responses



Total 63 responses had been recorded using Google Form.

## 2. Age

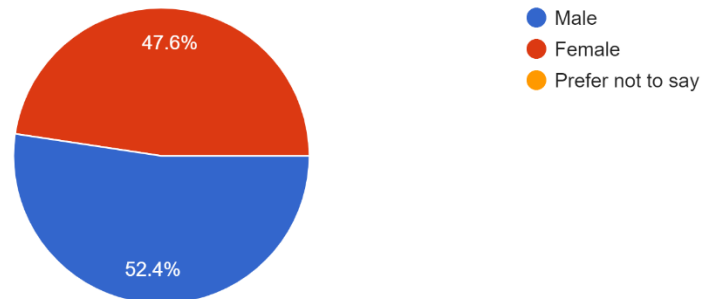
63 responses



There are around 17 students in the age group of 21 to respond maximum.

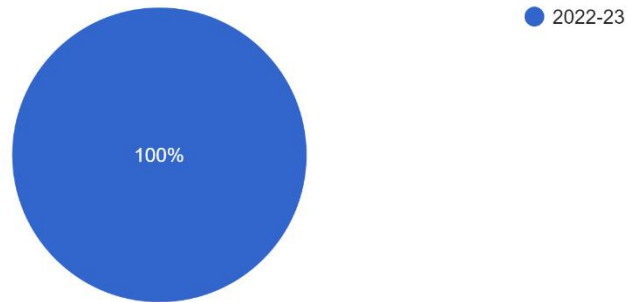
## 3. Gender

63 responses



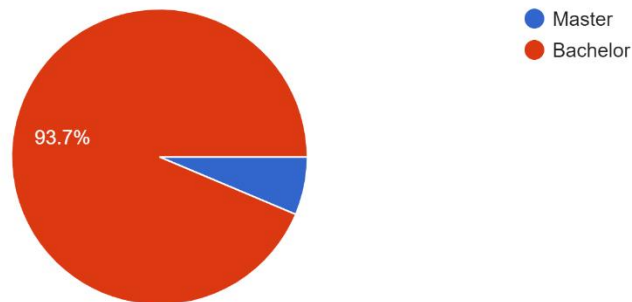
Around 52% Male and 48% Female had responded for student satisfaction survey had been recorded.

4. Academic Year  
63 responses



feedback recorded for current Academic Year 2022-23.


5. What degree program are you pursuing now?  
63 responses



Around 94% of students pursuing Bachelors degree and 6% of students are pursuing Masters degree.

6. Degree Programme you are studying?

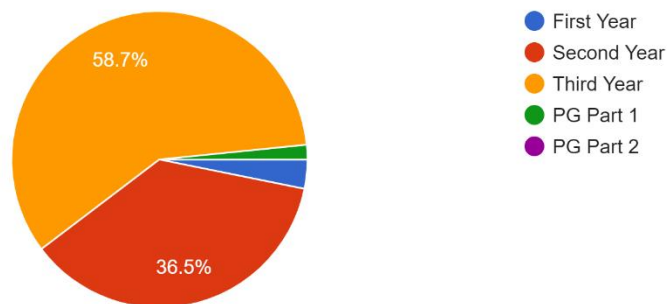
63 responses



Around 95% of students are studying in BCom, 2% in BMS and 3% are in MCom as per the given feedback

7. You are Studying in?

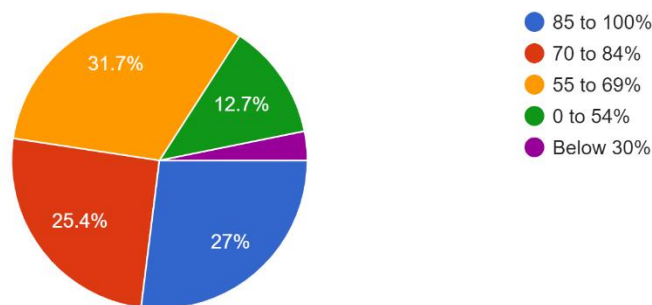
63 responses



Response had been recorded based on Second year and third year

8. How much of the syllabus was covered in the class?

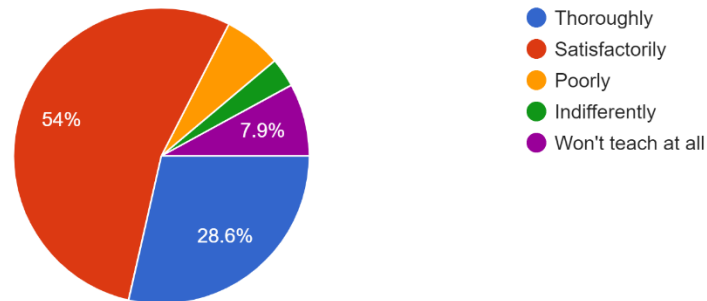
63 responses



Maximum syllabus had been covered and completed during the Google form submission

9. How well did the teachers prepare for the classes?

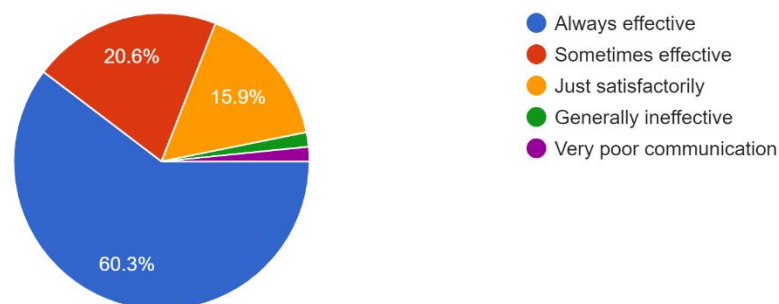
63 responses



Maximum Teacher prepare satisfactory for the class

10. How well were the teachers able to communicate?

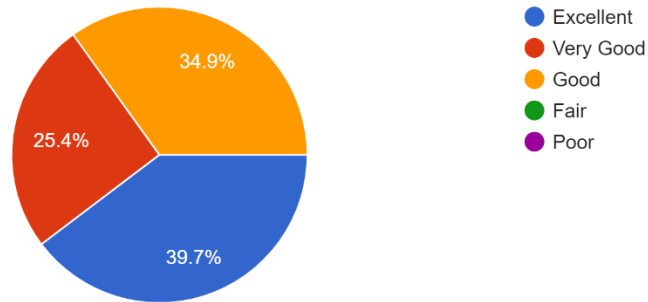
63 responses



Communication of our teachers are always effective. As per the google form filled by the students 60% recorded that teachers are always effective.

11. The teacher's approach to teaching can best be described as

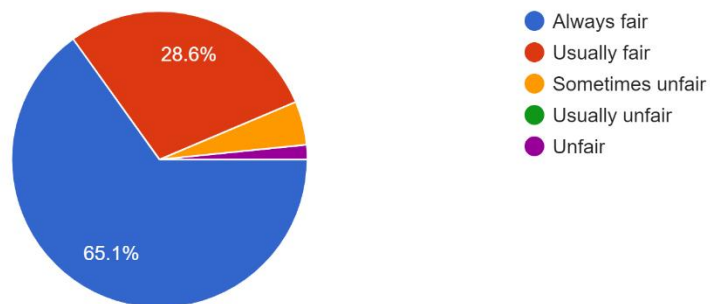
63 responses



Around 65.1% of teacher's approach towards teaching are best.

12. Fairness of the internal evaluation process by the teachers.

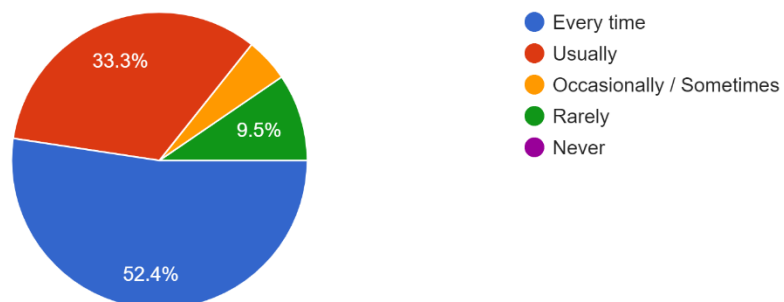
63 responses



Internal evaluation process by the teachers are always fair (65.1%)

13. Was your performance in assignments discussed with you?

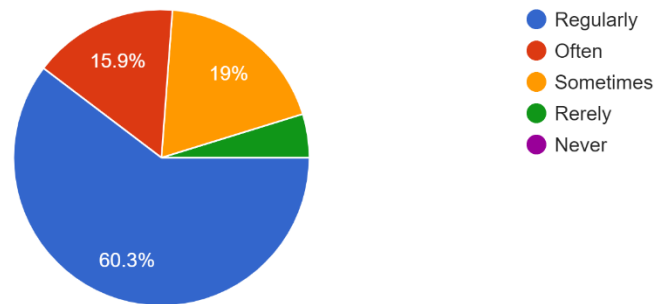
63 responses



52.4 % of students filled the performance in assignment as discussed.

14. The institute takes active interest in promoting internship, student exchange, field visit opportunities for students

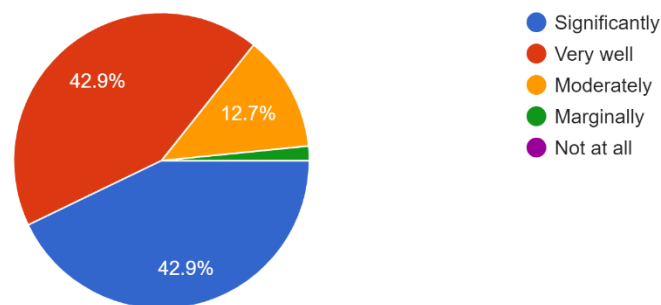
63 responses



The institute regularly active interest in promoting internship, student exchange, field visit opportunities for students.

15. The teaching and mentoring process in your institution facilitates you in cognitive, social and emotional growth.

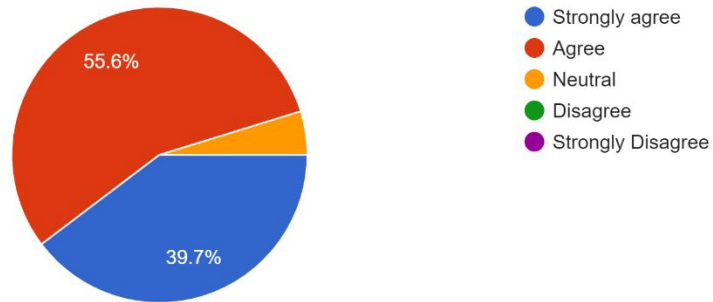
63 responses



According to students feedback 85.8% teaching and mentoring process in your institution facilitates you in cognitive, social and emotional growth.

16. The institution provides multiple opportunities to learn and grow.

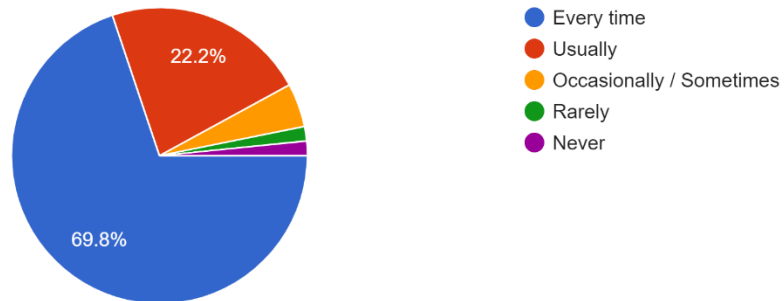
63 responses



Institution provides multiple opportunities to learn and grow i.e around 39.7%

17. Teachers inform you about your expected competencies, course outcomes and programme outcomes

63 responses

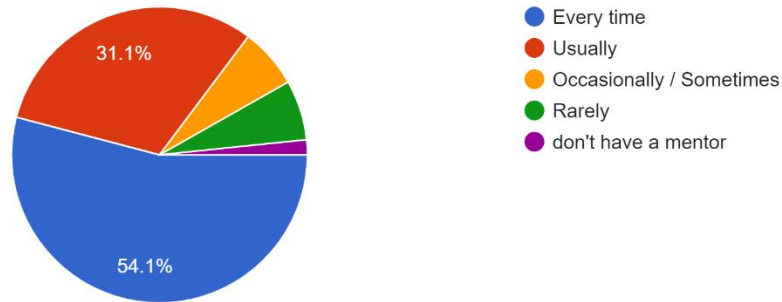


Around 69.8 % of a student have positively responded about the following feedback



18. Your mentor does a necessary followup with an assigned task to you

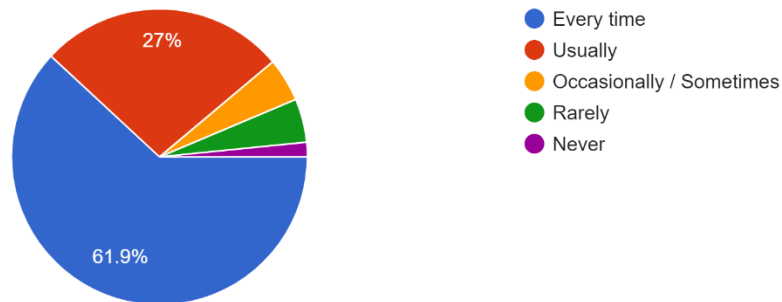
61 responses



54.1% mentors did a necessary follow up with an assigned task provided.

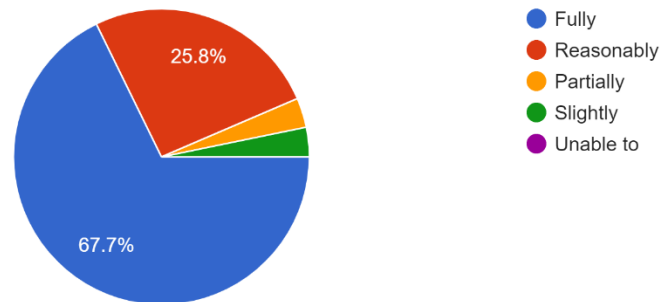
19. The teachers illustrate the concepts through examples and applications

63 responses



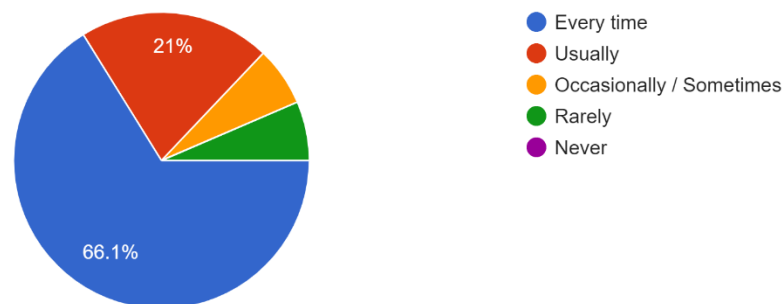
61.9 % teacher illustrated the concept through examples and applications

20. The teachers identify your strengths and encourage you with providing right level of challenges.  
62 responses



67.7 students are fully agreed to the teachers for strengths and encourage you with providing right level of challenges

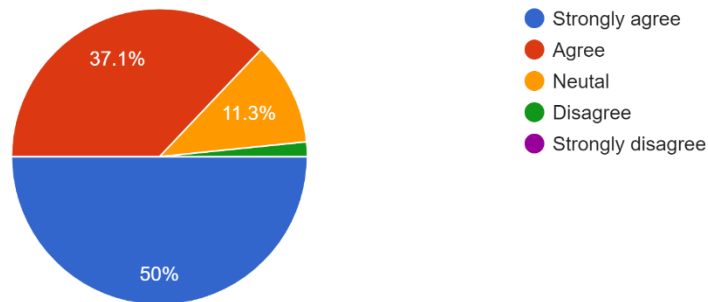
21. Teachers are able to identify your weaknesses and help you to overcome them  
62 responses



66.1 % of students are agreed that every time teachers are able to identify weaknesses and helps to overcome.

22. The institution makes effort to engage students in mentoring, review and continuous quality improvement of the teaching learning process.

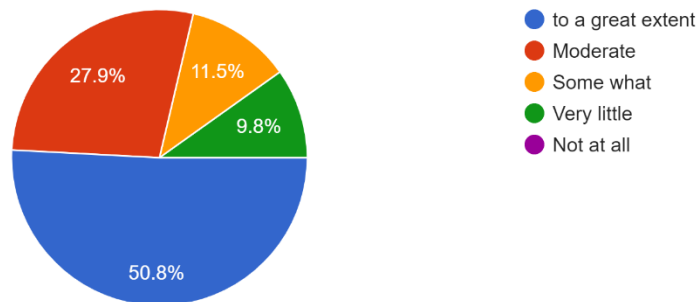
62 responses



50% strongly agree and 37.1% agree that institution makes effort to engage students in mentoring, review and continuous quality improvement of the teaching learning process.

23. The institute / teachers use student centric methods, such as experiential learning, participative learning and problem solving methodologies for enhancing learning experiences.

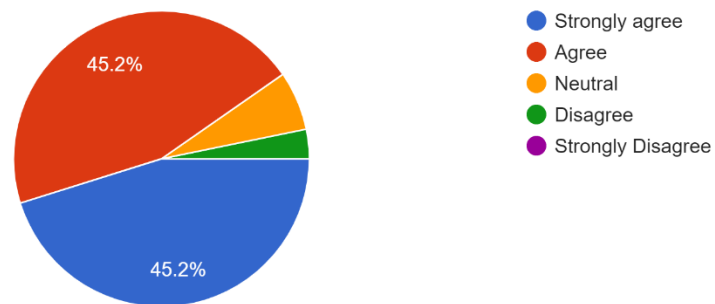
61 responses



Major students responded that institute / teachers use student centric methods, such as experiential learning, participative learning and problem solving methodologies for enhancing learning experiences to a great extent

24. Teachers encourage you to participate in extracurricular activities.

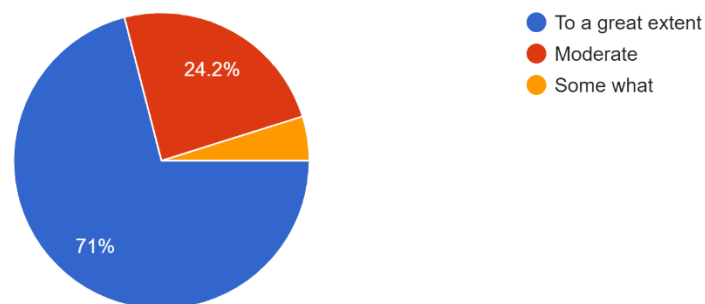
62 responses



Around 45% Students strongly agree that teachers encourage them to participate in extracurricular activities.

25. Efforts are made by the institute / teachers to inculcate soft skills, life skills and employability skills to make you ready for the world of work.

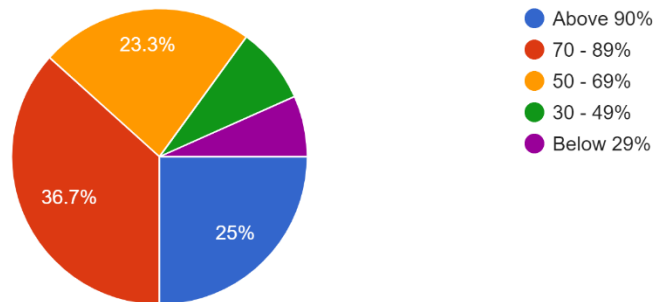
62 responses



Around 71% students responded that efforts are always made by the institute / teachers to inculcate soft skills, life skills and employability skills to make you ready for the world of work to a great extent.

26. What percentage of teachers use ICT tools such as LCD projector, Multimedia, etc. while teaching.

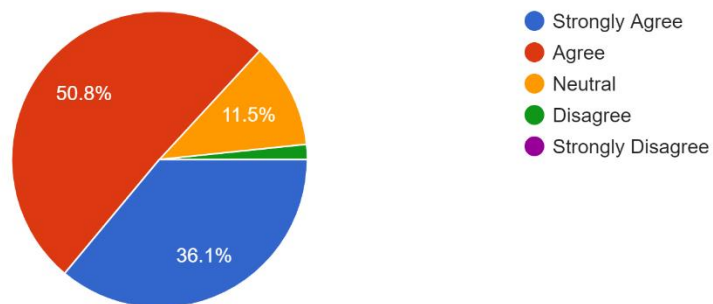
60 responses



Around 23% of teachers always use ICT tools such as LCD projector, Multimedia, etc. while teaching.

27. The overall quality of teaching - learning process in your institute is very good.

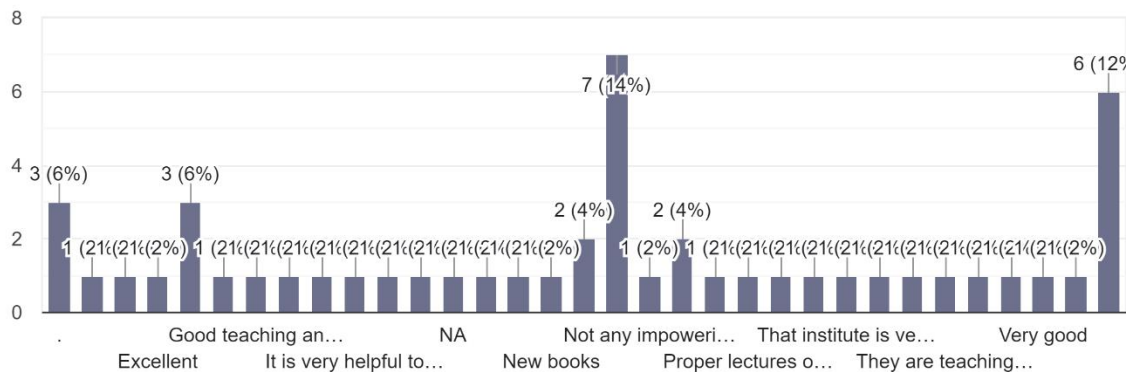
61 responses



Around 36.1% strongly agree overall quality of teaching - learning process in the institute is very good.

28. Give three observation / suggestions to improve the overall teaching - learning experience in your institute.

50 responses



This feedback was recorded in both with Google forms collated and analysed. Student Satisfaction Index was calculated to understand the satisfaction level of the students. Students also gave feedback about individual teachers on following parameters: Teachers Subject Knowledge Motivation Provided Communication Skill Teachers Regularity Punctuality Interest generated by the teachers in the subject Use of innovation Teaching Methods (BB/PPT'S) Accessibility of the Teachers in out of the class Discipline in Class Syllabus Coverage Refers to latest developments in the field This feedback was recorded in hardcopy format. Afterward it was collated and analysed. The feedback given from students was submitted to head of the institution and was conveyed to the respective teachers. Parents feedback is also taken on two criteria, admission process and college infrastructure. For the feedback about the admission process following parameters was examined: Availability of Information at campus Availability of Information on College Website Usefulness of help desk Verification process Staff at the Office Counter Feedback on online payment method Overall Rating of the Admission Process. This feedback was recorded in hardcopy format during admission process, was collated and analysed. Parents came up with valuable suggestions on the admission process which was discussed with the admission committee and college administration for better admission experience. Parents' feedback on the college infrastructure was also taken on the following parameters:

Environment Infrastructure Faculty Fee structure Quality of support material Training Placement This feedback was recorded in hardcopy format during parent teachers' meeting and analysed. The parents' feedback was discussed with college authorities. Feedback was taken from teachers on curriculum. The given feedback was discussed with college authorities. Feedback from Employers was taken by the Placement Cell and analysed.