

2.7.1 Feedback System



<https://forms.gle/J2wG5bc7vdNg7XVX9>


STUDENT SATISFACTION SURVEY

We believe in taking 360 degree feedback from our stakeholders on teaching learning, curriculum and college administration and other aspects for all courses s. All feedback was analysed using Google Form Response Sheet.

Feedback Analysis for Student Satisfaction Survey (SSS)

1. Please confirm this is the first and only time you answer this survey.

37 responses

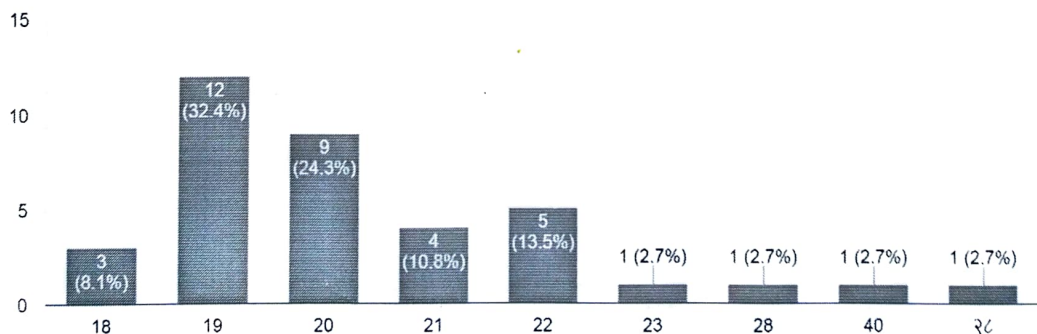


Total 37 responses had been recorded using Google Form.

There

2. Age

37 responses

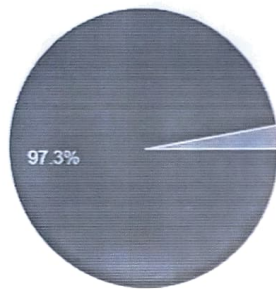


There are around 12 students in the age group of 19 to respond maximum.

Around 89% of students pursuing Bachelors degree and 11% of students are pursuing Masters degree.

6. Degree Programme you are studying?

37 responses

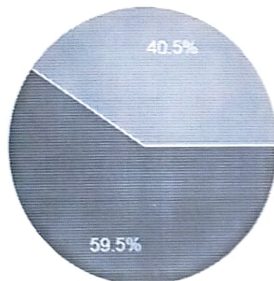


- Bachelor of Commerce
- Bachelor of Management Studies (BMS)
- MCOM

Around 97% of students are studying in BCom and 3% are in MCom as per the given feedback

7. You are Studying in?

37 responses



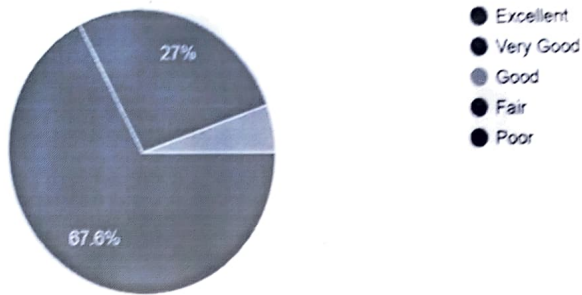
- First Year
- Second Year
- Third Year
- PG Part 1
- PG Part 2

Response had been recorded based on Second year and third year



11. The teacher's approach to teaching can best be described as

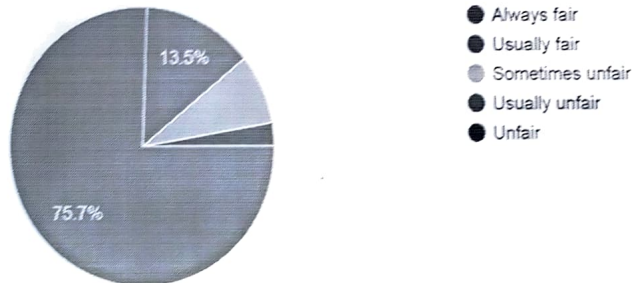
37 responses



Around 67.6% of teacher's approach towards teaching are best.

12. Fairness of the internal evaluation process by the teachers.

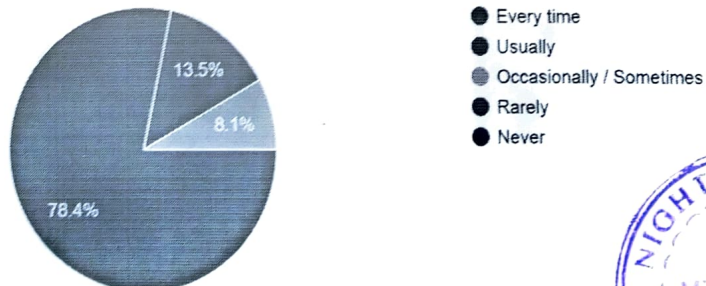
37 responses



Internal evaluation process by the teachers are always fair (75.7%)

13. Was your performance in assignments discussed with you?

37 responses

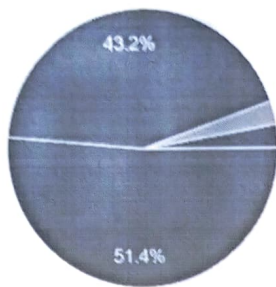


76.4 % of students filled the performance in assignment as discussed.



16. The institution provides multiple opportunities to learn and grow.

37 responses

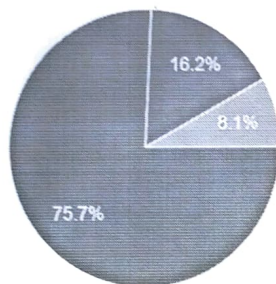


- Strongly agree
- Agree
- Neutral
- Disagree
- Strongly Disagree

Institution provides multiple opportunities to learn and grow i.e around 51.4%

17. Teachers inform you about your expected competencies, course outcomes and programme outcomes

37 responses

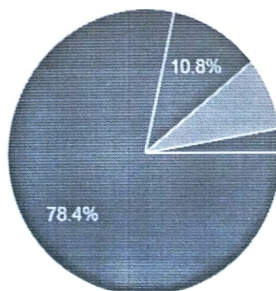


- Every time
- Usually
- Occasionally / Sometimes
- Rarely
- Never

Around 76% of a student have positively responded about the following feedback

18. Your mentor does a necessary followup with an assigned task to you

37 responses



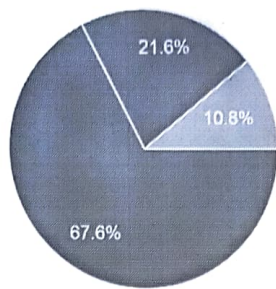
- Every time
- Usually
- Occasionally / Sometimes
- Rarely
- don't have a mentor

78.4% mentors did a necessary follow up with an assigned task provided.



21. Teachers are able to identify your weaknesses and help you to overcome them

37 responses

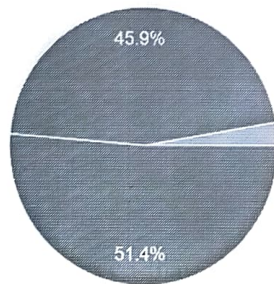


- Every time
- Usually
- Occasionally / Sometimes
- Rarely
- Never

67.6% of students are agreed that every time teachers are able to identify weaknesses and helps to overcome.

22. The institution makes effort to engage students in mentoring, review and continuous quality improvement of the teaching learning process.

37 responses



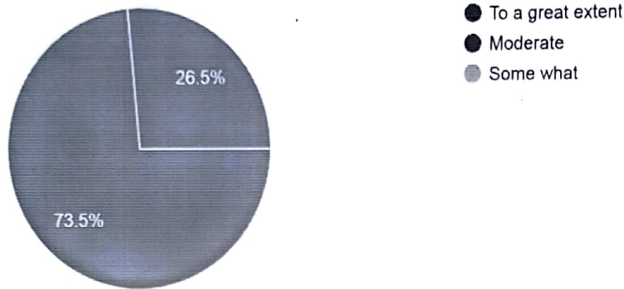
- Strongly agree
- Agree
- Neutral
- Disagree
- Strongly disagree

51.4% strongly agree and 45.9% agree that institution makes effort to engage students in mentoring, review and continuous quality improvement of the teaching learning process.



25. Efforts are made by the institute / teachers to inculcate soft skills, life skills and employability skills to make you ready for the world of work.

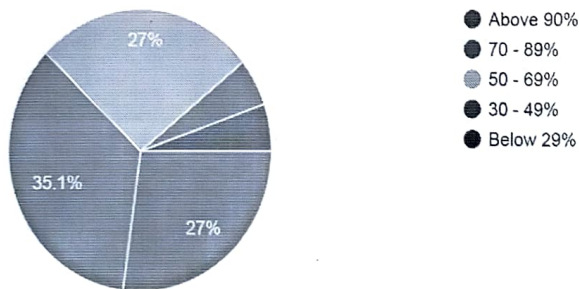
34 responses



Around 73.5% students responded that efforts are always made by the institute / teachers to inculcate soft skills, life skills and employability skills to make you ready for the world of work to a great extent.

26. What percentage of teachers use ICT tools such as LCD projector, Multimedia, etc. while teaching.

37 responses



Around 27% of teachers always use ICT tools such as LCD projector, Multimedia, etc. while teaching.

